



MERMAID

KENETHCOBONPUE

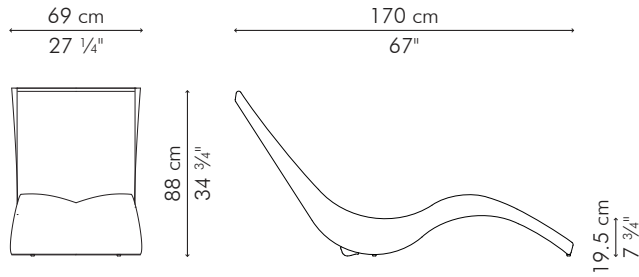


CHAISE LOUNGE
END TABLE






designed by
Peter Hertel & Sebastian Klarhoefer

☼ polyethylene, aluminum

CHAISE LOUNGE




OUTDOOR

-  8.5 kg / 19 lbs
-  32.5 kg / 72 lbs
-  1.22 m³
-  0.60 m / 0.65 yds
-  2


OUTDOOR polyethylene, aluminum

CLMM-BZ-2722OD-UF1




Sunbrella Taupe

CLMM-BZ-2722OD-UF2




Sunbrella Canvas

CLMM-BZ-2722OD-UF3




Sunbrella Tuscan

CLMM-S-2722OD-UF1




Sunbrella Glacier

CLMM-S-2722OD-UF2




Spectrum Dove

CLMM-W-2722OD-UF1




Sunbrella Glacier

CLMM-W-2722OD-UF2



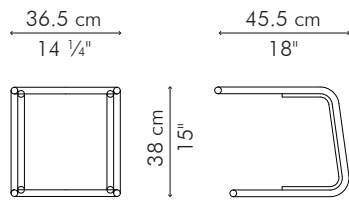
Spectrum Dove

CLMM-W-2722OD-UF3



Sunbrella Air Blue

END TABLE



OUTDOOR



3.5 kg / 8 lbs



5.5 kg / 12 lbs



0.08 m³

OUTDOOR polyethylene, aluminum

Bronze	TEMM-BZ-1415OD
Silver	TEMM-S-1415OD
White	TEMM-W-1415OD