

# Elevation

# Furniture for the Curious

## Elevation

Work the way that works for you.

It's time to get moving. The Elevation height-adjustable workstation and table system is here to expand your possibilities, with the flexibility to suit every requirement.



From robust workstations – covering individual, back-to-back, shared and 120 degree styles - to innovative meeting tables, Elevation is beautifully designed to let you sit, stand and work in comfort. So you can move more, and do more.



With cutting-edge features like its wrap-around screen, flat foot design, and a multitude of customisable options to cover all ergonomic demands, Elevation is a workspace transformer.

The joy of motion. Elevation lets you work your way.



The Elevation workstation system was developed in response to the growing calls for workplace flexibility and the associated health benefits from being mobile and active at your desk. Some brief facts surrounding these associated health benefits include:

- Sitting at your desk decreases your metabolic rate significantly, burning less than 1 calorie per minute
- Those who sit all day at work have a higher risk of cardiovascular disease than those who stand
- Sitting can increase blood pressure and decrease the diameter of arteries, leading to possible heart failure
- Scientific studies have shown that even those who exercise regularly, sitting more than 6 hours a day can make them 40% more likely to die within 15 years than those who sit for less than 3 hours





- 01 Electric Pre-set Heights**  
The Elevation Electric desk has 4 x pre-set height settings that can be set by the user for their desired height(s). The electric system can also be programmed on site to set a unique starting height and finishing height. This is used for example if a taller than usual mobile pedestal is part of the workstation and would normally interfere with the travel of the desk at its lowest point, or, if there is something that would obstruct the maximum height of the desk – such as a shelf.

- 02 Adjustable Length Handle, and Parking Bay**  
Elevation borrows design elements from the Altitude




handle system, whereby 2 x handle lengths are provided, and each handle length offers 3 x handle extension positions. This allows adjustments to ensure adequate handle clearance from the worktop. The handle system also features a universal “Parking Bay” which provides a dedicated space for the handle to rest after operation.

- 03 Cable Management**  
When fitting cables in the umbilical, cables can be easily inserted or removed simply by pressing down on one side of the umbilical to which flexes and opens for insertion or removal of the cables. Cross Beam Mounted Single Sided

Segregated Cable Basket with cross beam mount brackets

**04 Wrap Screen & Fixed Screen Elevation** can be purchased with a height adjustable PET wrap screen which can be positioned to the left or right hand side of the worktop. The unique design attaches to one corner of the worktop and covers approximately 2/3rds of the desk length. Screens to suit single desks are 780mm H and screens to suit the back to back version are 630mm H. The screens also sit below the worktop to ensure privacy when the desk is adjusted to standing height.

- 05 Patented Leg Glide System**  
The Elevation manual desk uses the patented SPF Leg Glide® which provides a perfect “fit for fit” between the legs and the plastic leg bush. The benefit is minimal “play” between both surfaces which reduces wear on gearboxes and threaded rods, and provides a smoother operation.
- 06 Cable Tray Umbilical**  
ThinkingWorks supplies a desk to cable tray umbilical which has the capacity to house: 4 x 12mm 20amp power cables; 12 x 6mm CAT 5 and 6 data cables





# Furniture for the Curious