



H O L E

**simon**

Hole recreates the physical effect of pure light entering a space through tiny gaps in the architecture.

A light, poetic and abstract essence capable of provoking multiple emotions in the people who experience it.

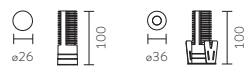




## LIGHT POURING IN

The empty space of a pure cylinder filled with light that's generated as if it came from outside. Designed to ensure maximum lighting quality, high colour rendering and visual comfort.

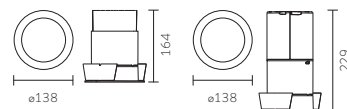
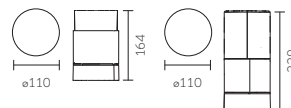
Hole 25



Hole 50



Hole 110


H  
O  
L  
E

The three Hole sizes are available with spot (15° -20°) or flood (35°) optics, to provide options depending on the needs of the space and the desired effects.

The Pro versions incorporate the Up & Down system, allowing you to customise the cut-off angle and make final adjustments after installation.



## VERSIONS



## PRODUCT COLLECTION

The wide range of available sizes, decorative finishes with colours and rosettes that flow through the light to accentuate the empty space in the cylinder, the Up & Down system for positioning the light block, and optics at different apertures allow participation in creating many different spaces.

Depending on the setting and the desired tone, we can choose between warm or cool lighting (2700 K-3000 K-4000 K) with CRI of 90 and 98.

Maximum customisation for the creative lighting needs of each project.





Position 1:  
minimum cut-off



Position 2:  
medium cut-off



Position 3:  
maximum cut-off

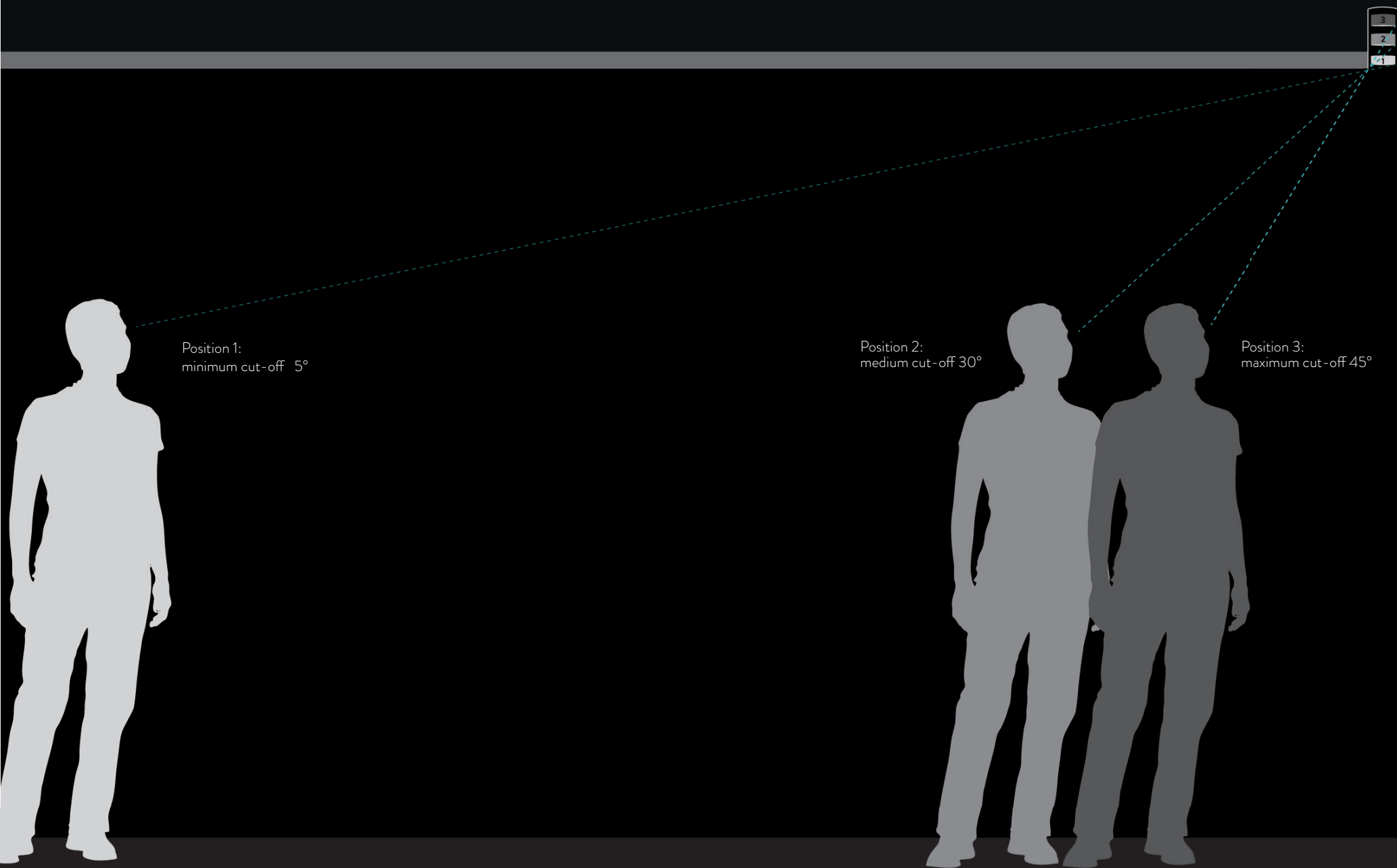
H  
O  
L  
E



## INVISIBLE LIGHT

The light source integrated inside the cylinder travels vertically using the manual Up & Down drive. This allows the shape to be easily adjusted to change the direct vision cut-off angle of the light source depending on the needs of the space. In its farthest position, it disappears, intensifying the effect.





CUSTOMISE AND ADJUST LIGHT BASED ON  
THE NEEDS OF THE SPACE AND ITS USERS

Three direct vision cut-off angles  
for the light source.

## MODELLING THE SPACE

Lighting transports us to a cosy environment where the beauty in the details is more important than all the technology that makes it possible.

Hole subtly models space. It's almost invisible, but obvious when illuminated.





## COMPOSITIONS

The different models that make up the Hole family can be used as individual luminaires or grouped together, allowing us to create artistic or functional compositions tailored to the space around them.





X-Less system. See page 208

H O L E

INTEGRATED  
IN SPACE

The new patented X-Less installation system allows the luminaire's seamless integration into the wall, ensuring excellent lighting quality and avoiding any surface imperfections. It's ideal for the most demanding interior design projects.

