

Darwin / Collapsible table Ø60 Design /

The ergonomic proportions and lightness of structural lines guarantee both comfort and adaptability. Darwin is a steel collection, which revisits classic themes, in a delicate metal sheet mesh placed within a contemporary geometric structure. The texture effect of chair and backrest is the defining feature of the collection's style, which merges with the structural lines. The Darwin range consists of chairs, armchairs, tables, stools and counter tables, loungers and coffee tables. Defined by its exceptional style, Darwin is suited to all kinds of furnishing contexts.

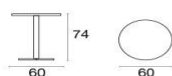


Description

Code: **848**
Typology: **Collapsible**
Collection: **Darwin**

Static Load: 100 Kg
Folding: Yes
Shape: Round

Technical Info



Width: **60 cm**
Depth: **60 cm**
Height: **74 cm**
Weight: **11.90 Kg**
Static Load: **100 Kg**

Packaging

Packages: **1**
Pieces for pack: **1**
Dimensions: **63x16x63 cm**
Volume: **0.063 mc**

Polyethylene bag and cardboard box

Darwin / Collapsible table □60 Design /

Colors



Antique Iron



Matt White



Black



Grey/Green



Indian Brown



Scarlet Red



Taupe



Cement



Dark Green



Corten

Darwin / Collapsible table □60 Design /

Materials

Steel

Iron and carbon alloy, with carbon content below 2%, treated to withstand the elements with the unique EMU-Coat anti-corrosion process.

Maintenance: To keep the product in good condition for a long time, we recommend storing it indoors and in a dry place during the winter to prevent condensate from forming. Before the winter and on a quarterly basis, if the products are kept near the sea, it is recommended to clean the metal surfaces with a soft cloth using water or detergent and protect them with Vaseline oil or car wax.

Darwin / Collapsible table Ø80 Design /

The ergonomic proportions and lightness of structural lines guarantee both comfort and adaptability. Darwin is a steel collection, which revisits classic themes, in a delicate metal sheet mesh placed within a contemporary geometric structure. The texture effect of chair and backrest is the defining feature of the collection's style, which merges with the structural lines. The Darwin range consists of chairs, armchairs, tables, stools and counter tables, loungers and coffee tables. Defined by its exceptional style, Darwin is suited to all kinds of furnishing contexts.

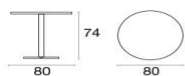


Description

Code: **849**
Typology: **Collapsible**
Collection: **Darwin**

Static Load: 100 Kg
Folding: Yes
Shape: Round

Technical Info



Width: **80 cm**
Depth: **80 cm**
Height: **74 cm**
Weight: **14.80 Kg**
Static Load: **100 Kg**

Packaging

Packages: **1**
Pieces for pack: **1**
Dimensions: **83x16x83 cm**
Volume: **0.105 mc**

Polyethylene bag and cardboard box

Darwin / Collapsible table □80 Design /

Colors



Antique Iron



Matt White



Black



Grey/Green



Indian Brown



Scarlet Red



Taupe



Cement



Dark Green



Corten

Darwin / Collapsible table □80 Design /

Materials

Steel

Iron and carbon alloy, with carbon content below 2%, treated to withstand the elements with the unique EMU-Coat anti-corrosion process.

Maintenance: To keep the product in good condition for a long time, we recommend storing it indoors and in a dry place during the winter to prevent condensate from forming. Before the winter and on a quarterly basis, if the products are kept near the sea, it is recommended to clean the metal surfaces with a soft cloth using water or detergent and protect them with Vaseline oil or car wax.

Darwin / Square table 70x70 Design /

Test
EN581-1 / EN581-3

The ergonomic proportions and lightness of structural lines guarantee both comfort and adaptability. Darwin is a steel collection, which revisits classic themes, in a delicate metal sheet mesh placed within a contemporary geometric structure. The texture effect of chair and backrest is the defining feature of the collection's style, which merges with the structural lines. The Darwin range consists of chairs, armchairs, tables, stools and counter tables, loungers and coffee tables. Defined by its exceptional style, Darwin is suited to all kinds of furnishing contexts.

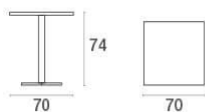


Description

Code: **525**
Typology: **Collapsible**
Collection: **Darwin**

Static Load: 100 Kg
Folding: Yes
Test: EN581-1 / EN581-3
Shape: Square

Technical Info



Width: **70 cm**
Depth: **70 cm**
Height: **74 cm**
Weight: **14.30 Kg**
Static Load: **100 Kg**

Packaging

Packages: **1**
Pieces for pack: **1**
Dimensions: **77x16x77 cm**
Volume: **0.095 mc**

Polyethylene bag and cardboard box

Darwin / Square table 70x70
Design /

Test
EN581-1 / EN581-3

Colors



Antique Iron



Matt White



Black



Grey/Green



Indian Brown



Scarlet Red



Taupe



Cement



Dark Green



Corten

Darwin / Square table 70x70
Design /

Test
EN581-1 / EN581-3

Materials

Steel

Iron and carbon alloy, with carbon content below 2%, treated to withstand the elements with the unique EMU-Coat anti-corrosion process.

Maintenance: To keep the product in good condition for a long time, we recommend storing it indoors and in a dry place during the winter to prevent condensate from forming. Before the winter and on a quarterly basis, if the products are kept near the sea, it is recommended to clean the metal surfaces with a soft cloth using water or detergent and protect them with Vaseline oil or car wax.

Darwin / Square table 80x80 Design /

Test
EN581-1 / EN581-3

The ergonomic proportions and lightness of structural lines guarantee both comfort and adaptability. Darwin is a steel collection, which revisits classic themes, in a delicate metal sheet mesh placed within a contemporary geometric structure. The texture effect of chair and backrest is the defining feature of the collection's style, which merges with the structural lines. The Darwin range consists of chairs, armchairs, tables, stools and counter tables, loungers and coffee tables. Defined by its exceptional style, Darwin is suited to all kinds of furnishing contexts.

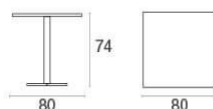


Description

Code: **529**
Typology: **Collapsible**
Collection: **Darwin**

Static Load: 100 Kg
Folding: Yes
Test: EN581-1 / EN581-3
Shape: Square

Technical Info



Width: **80 cm**
Depth: **80 cm**
Height: **74 cm**
Weight: **16 Kg**
Static Load: **100 Kg**

Packaging

Packages: **1**
Pieces for pack: **1**
Dimensions: **87x16x87 cm**
Volume: **0.121 mc**

Polyethylene bag and cardboard box

Darwin / Square table 80x80
Design /

Test
EN581-1 / EN581-3

Colors



Antique Iron



Matt White



Black



Grey/Green



Indian Brown



Scarlet Red



Taupe



Cement



Dark Green



Corten

Darwin / Square table 80x80
Design /

Test
EN581-1 / EN581-3

Materials

Steel

Iron and carbon alloy, with carbon content below 2%, treated to withstand the elements with the unique EMU-Coat anti-corrosion process.

Maintenance: To keep the product in good condition for a long time, we recommend storing it indoors and in a dry place during the winter to prevent condensate from forming. Before the winter and on a quarterly basis, if the products are kept near the sea, it is recommended to clean the metal surfaces with a soft cloth using water or detergent and protect them with Vaseline oil or car wax.