

# ECLIPSE

**KENETHCOBONPUE**



TRISHAW



aluminum, steel, polyethylene, and outdoor fabric


# ECLIPSE

Trishaw

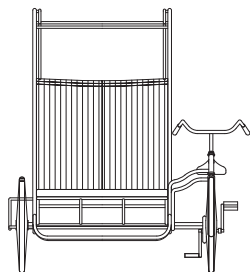


193.5 cm  
76 1/4"


165 cm  
65"



181 cm  
71 1/4"




## OUTDOOR

 54 kg / 119 lbs

 81.5 kg / 180 lbs

 SEAT & CANOPY 4.32 m / 4.72 yds  
CANOPY 2.80 m / 3.05 yds

**OUTDOOR** aluminum, steel, polyethylene and outdoor fabric



whitewash