

A complete line with an essential design, the Shine range in aluminium and teak can transfer indoor furniture outdoors. Thanks to its inherent versatility, Shine is the perfect furnishing element for indoor/outdoor settings.

The range has been enhanced with the introduction of a comfortable, versatile 2 seats sofa.

FRAME: PAINTED ALUMINIUM  
ARMRESTS: TEAK  
TABLES TOP: TEAK

CODE 247, 248, 249, 250, 253  
TEST: EN581-1 / EN581-2

CODE 252  
TEST: EN581-1 / EN581-3



**Shine**  
design: Arik Levy

PRODUCT						PACKAGING		
code typology	drawing	L / B / H cm	weight kg	colours	info	pieces for pack	L / B / H cm volume m <sup>3</sup>	weight kg
<b>247</b> CHAIR		50 / 55 / 78	4,7	23 24 41 71		4	83 / 55 / 99 0,452	22,0
<b>248</b> ARMCHAIR		60 / 57 / 78	5,8	23 82 24 82 41 82 71 82		4	85 / 66 / 99 0,555	25,6
<b>249</b> LOUNGE CHAIR		77 / 65 / 72	7,0	23 82 24 82 41 82 71 82		2	80 / 80 / 83 0,531	18,0
<b>250</b> FOOT STOOL / COFFEE TABLE		60 / 44 / 39	3,9	23 24 41 71		1	69 / 54 / 45 0,168	5,2
<b>252</b> COFFEE TABLE with teak top		79 / 79 / 40	8,2	23 82 24 82 41 82 71 82		1	88 / 15 / 88 0,116	10,0
<b>253</b> BARSTOOL		54 / 57 / 97	5,7	23 24 41 71		2	71 / 57 / 108 0,437	14,4
<b>260</b> 2 SEATS SOFA		147 / 65 / 71	18,5	23 82 24 82 41 82 71 82		1	175 / 152 / 67 0,764	21,5
<b>C/247</b> SEAT CUSHION for code 247, 248, 253		35-39 / 39 / 2	0,20	900/51 900/52 900/53 900/60		4	41 / 10 / 41 0,017	1,3
<b>C/249</b> SEAT CUSHION for code 249, 260		50-60 / 50 / 2	0,30	900/51 900/52 900/53 900/60		2	47 / 6 / 57 0,016	0,9

FRAME: PAINTED ALUMINIUM  
 SUNBED SEAT AND BACK: EMU-TEX  
 SUNBED ARMRESTS: TEAK  
 TABLES TOP: TEAK, HPL

CODE 254+257, 255+258  
 TEST: EN581-1 / EN581-3

In aluminium and EMU-tex, with clean-cut lines, the sunbed is ideal for creating a smooth, classy settings, and is complemented by a variety of accessories.

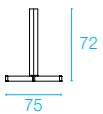
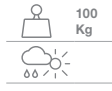
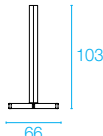
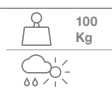
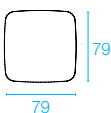
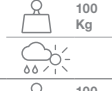
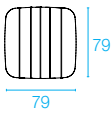
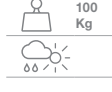
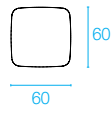
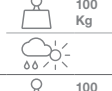
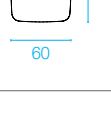
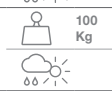
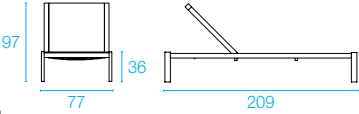




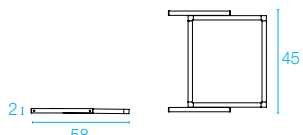

# Shine

design: Arik Levy



## PRODUCT

## PACKAGING

code	drawing	L / B / H cm	weight kg	colours	info	pieces for pack	L / B / H cm volume m <sup>3</sup>	weight kg
typology								
<b>254</b> SQUARE TABLE frame for code 256, 257		75 / 75 / 72	3,4	23 24 41 71		1	63 / 12 / 73 0,055	5,5
<b>255</b> SQUARE TABLE frame for code 258		66 / 66 / 103	5,2	23 24 41 71		1	65 / 10 / 104 0,068	7,4
<b>256</b> SQUARE TABLE HPL top for code 254		79 / 79 / 1,2	10,2	23 41		1	87 / 9 / 87 0,068	12,0
<b>257</b> SQUARE TABLE teak top for code 254		79 / 79 / 1,2	5,4	82		1	87 / 9 / 87 0,068	7,4
<b>258</b> SQUARE TABLE HPL top for code 255		60 / 60 / 1,2	5,9	23 41		1	68 / 9 / 68 0,042	7,4
<b>258</b> SQUARE TABLE HPL top for code 255		60 / 60 / 1,2	5,9	24 71		1	68 / 9 / 68 0,042	7,4
<b>295</b> STACKABLE SUNBED with EMU-tex seat and hidden wheels		209 / 77 / 36-97	17,6	23 300/52 24 300/95 41 300/51 71 300/50		2	216 / 81 / 42 0,735	23,6
<b>295B</b> N.1 ARMREST for code 295		50 / 23 / 2	1,5	82		1	53 / 9 / 18 0,008	1,9
<b>295R</b> STORAGE NET for code 295		45 / 50	0,1			1	23 / 5 / 26 0,003	0,3
<b>295T</b> TOP for code 295		58 / 45 / 2	2,2	23 300/52 24 300/95 41 300/51 71 300/50		1	63 / 6 / 64 0,024	2,9

The range also comprises large tables, both fixed and extending, to meet a range of size requirements. This makes for a complete, adaptable range, suitable for all kinds of uses.

FRAME: PAINTED ALUMINIUM  
TABLES TOP: TEAK, HPL

CODE 251, 259, 296, 297, 298, 299  
TEST: EN581-1 / EN581-3

STEEL  
ALUMINIUM

A

M

W

T

A



**Shine**  
design: Arik Levy

PRODUCT						PACKAGING		
code typology	drawing	L / B / H cm	weight kg	colours	info	pieces for pack	L / B / H cm volume m <sup>3</sup>	weight kg
<b>298</b> RECTANGULAR TABLE with HPL top		166 / 100 / 74	30,0	23		1	175 / 16 / 109 0,305	36,7
<b>299</b> RECTANGULAR TABLE with teak top		166 / 100 / 74	23,3	23 82 24 82 41 82 71 82		1	175 / 16 / 109 0,305	30,0
<b>259</b> RECTANGULAR TABLE with HPL top		213 / 100 / 75	37,7	23		1	240 / 15 / 113 0,407	45,0
<b>251</b> RECTANGULAR TABLE with teak top		225 / 100 / 75	31,2	23 82 24 82 41 82 71 82		1	239 / 15 / 112 0,410	38,5
<b>297</b> EXTENSIBLE TABLE with HPL top		180+56+56 / 100 / 74	65,7	23	< > 	1	191 / 16 / 110 0,336	72,7
<b>296</b> EXTENSIBLE TABLE with teak top		180+56+56 / 100 / 74	55,9	23 82 24 82 41 82 71 82	< > 	1	191 / 16 / 110 0,336	62,9