

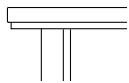
Standard Features

The Chance table is available in four top options: 1/2" (12.7mm) glacier white or deep nocturne black corian® with radius edge; 1/2" (12.7mm) maple or walnut veneer with a flat edge. Chance bases are available in polished stainless steel or matte black powdercoat finish.

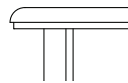
The Chance table ships fully assembled.

Edge Detail

Wood



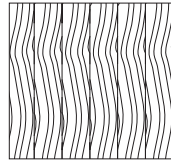
Corian®



Veneer Selection

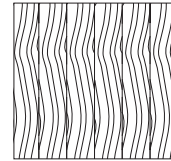
Maple Veneer

Order Code - E
Quarter Cut, Slip Matched



Walnut Veneer

Order Code - 9
Quarter Cut, Slip Matched



Corian®

Order Code - 1 Deep Nocturne Black
Order Code - 8 Glacier White

Finish Selection



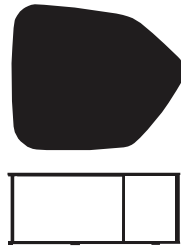
When specifying light finishes such as 836, 837, 840, 850 and 870 the color and characteristic variances of the solid wood are apparent. Therefore, exact color matches are not possible.

Maple

Standard Finish
805 841
823 850
834 860
836 861
837 865
839 866
840 870

Walnut

Standard Finish
823
839
841
860
861
866
870

description	sku	w	d	h	weight	maple	walnut	corian®	
								white	black
 mid height table	H22	21 5/8	15 3/4	23 7/8	27				
 occasional table	H28	27 1/2	18 1/2	17 7/8	27				
 occasional table	H37	36 7/8	30 7/8	15	50				

specification codes

series

C

sku

veneer

- E maple
- 9 walnut
- 8 corian - glacier white
- 1 corian - deep nocturne black

style

none

base finish

- 3 matte black powdercoat
- 6 polished stainless steel

finish
